



## MM2012 SERIES ~ EMI Suppression Filters



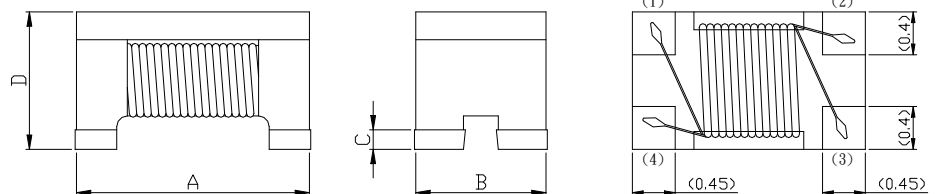

### FEATURES

1. Small size and low profile.
2. High common mode impedance items can be used considering noise level & signal frequency.
3. Suitable for differential signal line like USB2.0, IEEE1394 and LVDS.
4. Lead is not contained in the products.

### PART NUMBERING SYSTEM

<b>MM</b>	<b>2012</b>	—	<b>900</b>	—	<b>LF</b>
TYPE	DIMENSIONS		IMPEDANCE		LEAD FREE

### SHAPES AND DIMENSIONS



**A=2.02±0.2 B=1.2±0.2 C=0.4Max. D=1.2±0.2**

### SPECIFICATION TABLE

PART NUMBER	IMPEDANCE (at 100MHz/20 degree C) (Ω)	RATED CURRENT (mA)	DCR (Ω) (Max)	RATED VOLTAGE (Vdc)	INSULATION RESISTANCE (MΩ)	WITHSTAND VOLTAGE (Vdc)
MM2012-670-LF	67±25%	400	0.20	50	10 min.	125
MM2012-900-LF	90±25%	400	0.30	50	10 min.	125
MM2012-121-LF	120±25%	350	0.30	50	10 min.	125
MM2012-181-LF	180±25%	330	0.35	50	10 min.	125
MM2012-221-LF	220±25%	330	0.35	50	10 min.	125
MM2012-261-LF	260±25%	300	0.40	50	10 min.	125
MM2012-371-LF	370±25%	220	0.60	50	10 min.	125

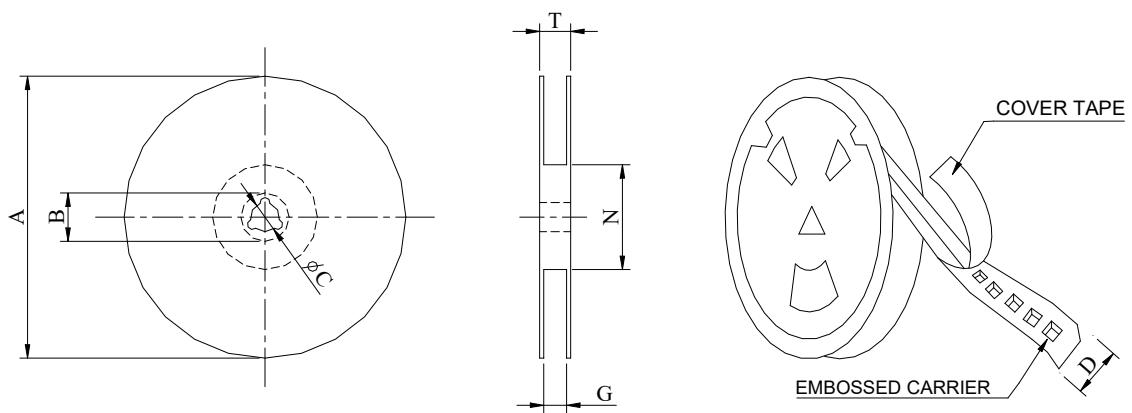
Operating Temperature Range : -40°C to 85°C



## MM2012 SERIES ~ EMI Suppression Filters



### PACKAGING SPECIFICATION



\*CARRIER TAPE WIDTH : D

SERIES	STAYLE	Q'TY (PCS)	DIMENSIONS (m/m)								
			A	Ao	Bo	Ko	t	N	P	Po	T
MM2012	178	2000	178	1.5	2.25	1.7	0.24	60	4	4	12

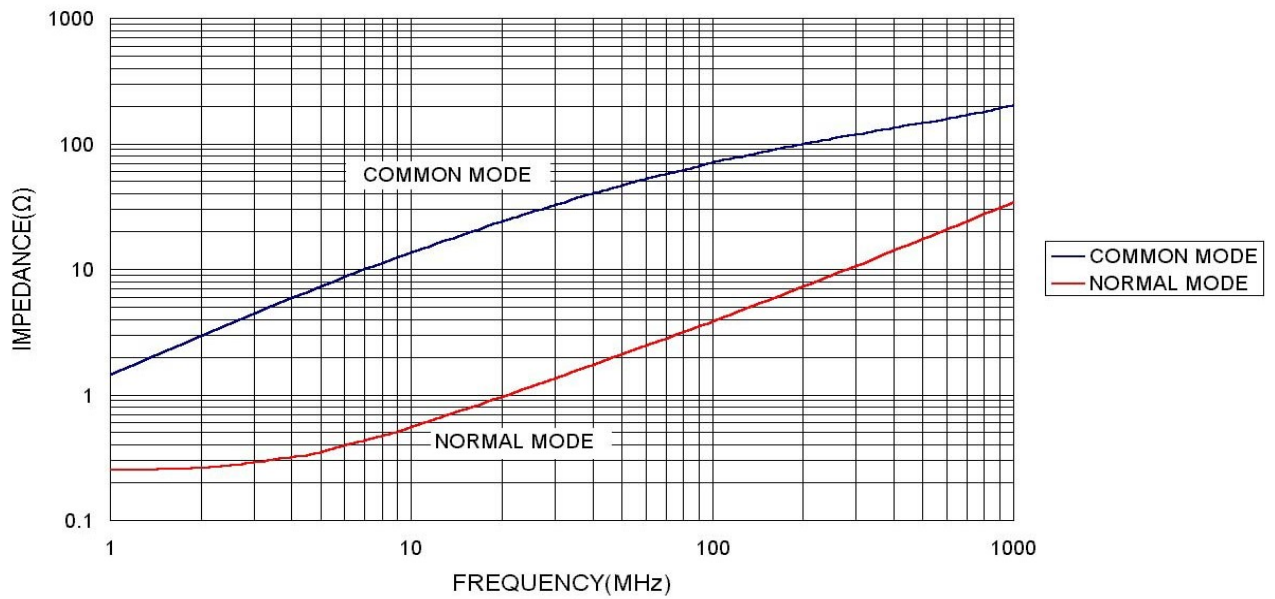


## MM2012 SERIES ~ EMI Suppression Filters



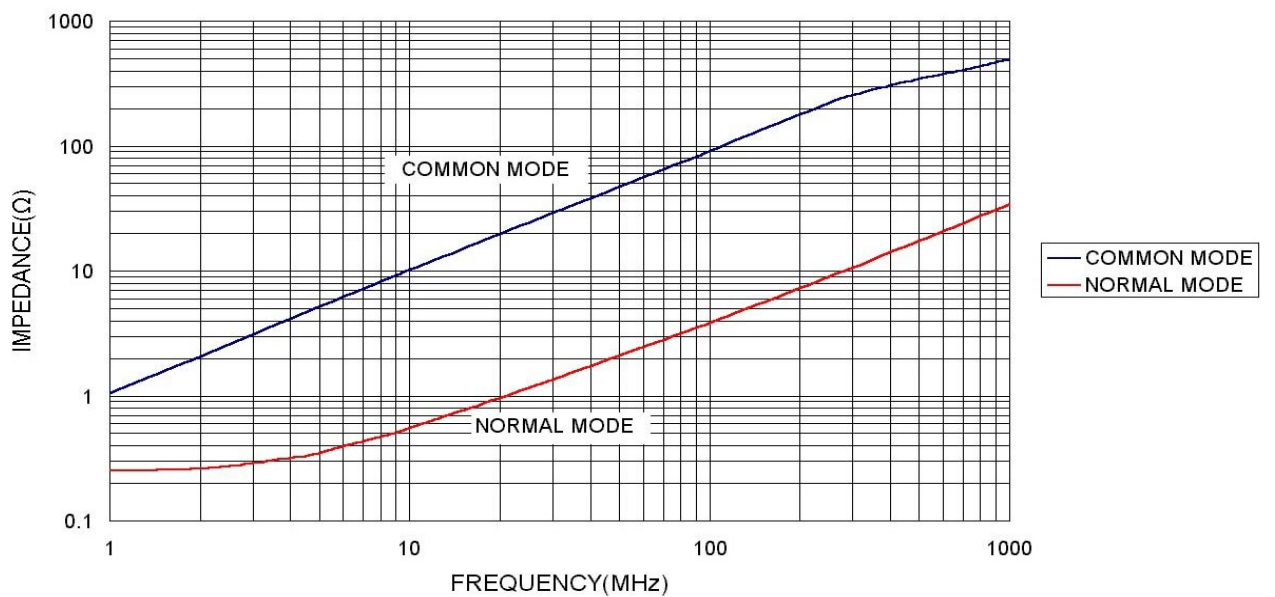
Curve for

**MM2012-670-LF**



Curve for

**MM2012-900-LF**



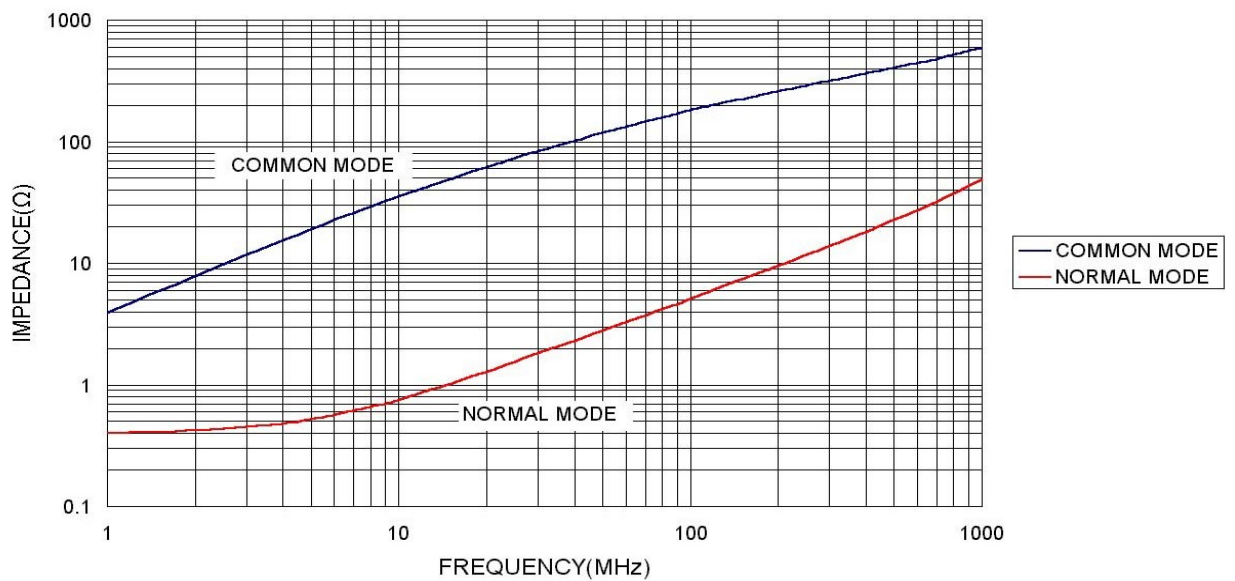


## MM2012 SERIES ~ EMI Suppression Filters



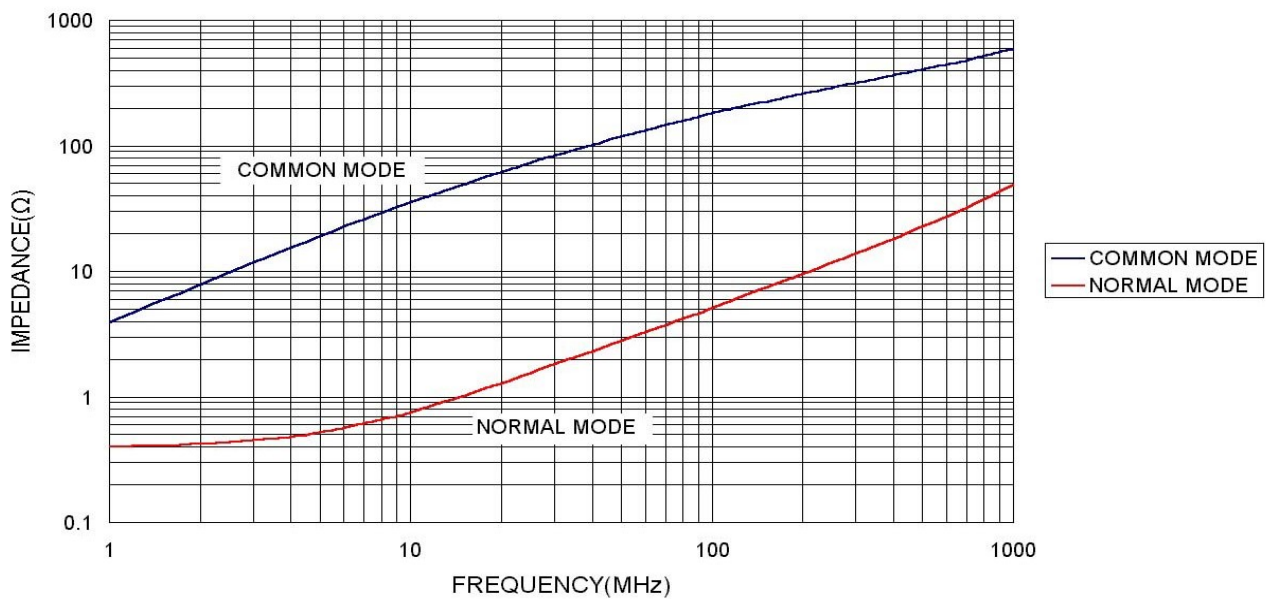
Curve for

**MM2012-121-LF**



Curve for

**MM2012-181-LF**



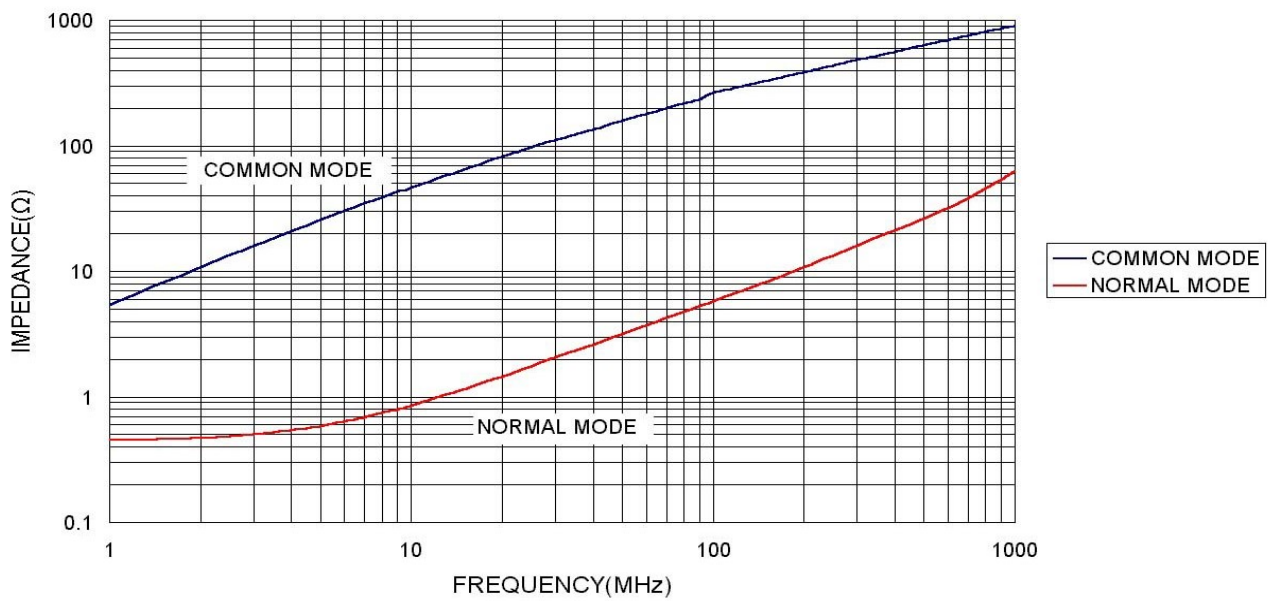


## MM2012 SERIES ~ EMI Suppression Filters



Curve for

**MM2012-261-LF**



Curve for

**MM2012-371-LF**

